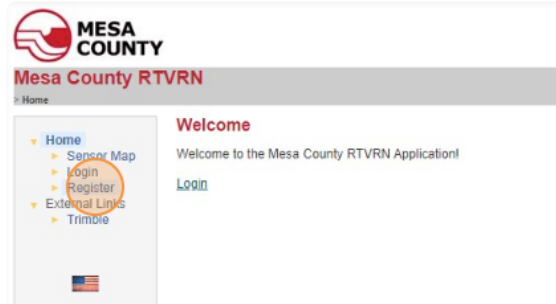




## Mesa County Real-Time Virtual Reference Network (RTVRN) registration instructions.

To sign up for an RTVRN account, please go to [rtvrn.mesacounty.us](http://rtvrn.mesacounty.us)



Click register.

Please complete the form as completely as possible. This will allow us to contact you about possible outages or new features of the RTVRN. If you have an account but need a second, go to the [Additional Account Section](#).

A screenshot of the Mesa County RTVRN registration form. The header includes the Mesa County logo and the text 'Mesa County RTVRN'. Below the header is a navigation menu with links: Home, Sensor Map, Login, Register, External Links, and Trimble. The 'Register' link is highlighted with a red circle. To the right of the menu is a 'Create Account' section with the text 'Register a new account:'. Below this is a form titled 'Personal Data' with the following fields: First Name, Last Name, Address (two lines), Zip Code, City, District, Country, E-Mail, Additional E-Mail (with a note 'Separate multiple e-mails by ","'), Phone Number Home, Phone Number Business, Phone Number Mobile, GSM Phone Number for TNC, and Language (a dropdown menu set to 'English (en-US)'). A 'Next' button is at the bottom right of the form.

Click Next to move on.



Enter your Organization's name. If you are not part of an organization, enter your name or something you will remember. This is important when using the RTVRN system because your organization name and username are unique.

Complete the login data portion and remember or write down your information.


To log in and use the system, you will need:

**Organization**

**Username**

**Password**

---

**MESA COUNTY**

**Mesa County RTVRN**

> [Home](#) > [Register](#)

▼ Home


▶ [Sensor Map](#)

▶ [Login](#)

▶ [Register](#)

▼ External Links

▶ [Trimble](#)



### Create Account

Register a new account:


**Login Data**

Organization:

User Name:  \*

Password:  \*

Confirm Password:



Security code shown above:

[Previous](#) [Register](#)

When complete, Click **Register**.

The GPS Survey Group will then email you with a link to a form. We have some additional questions we would like you to answer to help us manage your subscription. If you do not complete the form or respond to the email, your newly created account will be deleted after one month.

Once your account has been verified, you will receive additional emails stating you have been approved.



If you have an existing account and need an additional one for different equipment, you must enter a unique email for the new account. Every account needs its unique email address. To circumvent this, enter a number behind your already-in-use email address into the required “email” field. So we can contact you, please enter your current email address in the “additional email” address field.

Again, this is for an additional account.

For example:

Email:

youremail1@email.com

Additional Email:

youremail@email.com

A screenshot of the 'Create Account' page on the Mesa County RTVRN website. The page has a header with the Mesa County logo and the text 'Mesa County RTVRN'. Below the header is a navigation menu with links: Home, Sensor Map, Login, Register (highlighted), External Links, and Trimble. The main content area is titled 'Create Account' and 'Register a new account:'. It contains a form with the following fields: First Name, Last Name, Address (three lines), Zip Code, City, District, Country, E-Mail, Additional E-Mail (with a note 'Separate multiple e-mails by ","'), Phone Number Home, Phone Number Business, Phone Number Mobile, GSM Phone Number for TNC, and Language (a dropdown menu set to 'English (en-US)'). A 'Next' button is at the bottom right of the form.

**MESA COUNTY**  
**Mesa County RTVRN**

> Home > Register

▼ Home  
▶ Sensor Map  
▶ Login  
▶ **Register**  
▼ External Links  
▶ Trimble

**Create Account**  
Register a new account:

**Personal Data**

First Name:   
Last Name:   
Address:   
  
  
Zip Code:   
City:   
District:   
Country:   
E-Mail:   
Separate multiple e-mails by ", "  
Additional E-Mail:   
Phone Number Home:   
Phone Number Business:   
Phone Number Mobile:   
GSM Phone Number for TNC:   
Language:  ▼

Next